


AutoCAD Crack (Final 2022)




File was found and ready to download!
UPDATED 14 HOURS AGO

Fastest Source: [usenet.nl](#)


Click the **download button** and select one of the found **cloud sources**.


Download 


 SECURE SCANNED

6.4 ★★★★★
2865 VIEWS

You need to [log in](#) before you can post comments.


Navigation


Registration


FAQ

AutoCAD Crack + With Registration Code

Today, AutoCAD is the most widely used CAD application and in the same time the most expensive CAD product (current price is \$2399). With over 500,000 registered users, it is the most popular multi-platform desktop and mobile application for architecture, engineering, and construction (AEC). AutoCAD is a family of CAD software programs for designing buildings, aircraft, and other artifacts. It is most popularly known for its ability to automatically create 2D drawings, 3D models, architectural designs, and technical drawings. AutoCAD (Autodesk) software can be purchased for desktop computers, laptops, tablet computers, smartphones, and even for iPad. The software is popular in the construction industry, as it is a great tool for architects and engineers. With the help of AutoCAD, people can design 3D models and 2D drawings with ease and efficiency. The AutoCAD platform supports the design of a wide variety of projects and includes tools and capabilities to aid people in constructing, designing, modeling, editing, drawing, and publishing. The three different types of AutoCAD applications that are built on a mainframe are: AutoCAD, Autodesk, and Acrobat are trademarks or registered trademarks of Autodesk, Inc. and/or its subsidiaries and/or affiliates in the USA and/or other countries. Programs made by Autodesk, Inc. (including AutoCAD) contain proprietary or confidential information of Autodesk, Inc. (including Autodesk and/or its subsidiaries and/or affiliates). Step 1. How to Install AutoCAD 2020 on Windows Download the latest version of AutoCAD 2020 from the official website. Once downloaded, you will need to install the program on your system. - If the downloaded file is a.zip file, extract it. - If the downloaded file is a.exe file, double-click to run the installer. - If the downloaded file is a.msi file, extract it to a folder. Then double-click to install. Step 2. How to Install AutoCAD 2019 for Mac AutoCAD is available for Macs running Mac OS X v10.10 or later versions. Step 3. How to Install AutoCAD 2018 for Windows Download the latest version of AutoCAD 2018 for Windows from the

AutoCAD Crack Full Product Key

Starting with AutoCAD Crack For Windows 2007, layers were introduced to make changes to a drawing in a more predictable manner. With layers, changes to a drawing can be set to be deferred until the next drawing is processed, or any changes are immediately visible. Some features, such as interactivity, cannot be deferred. In AutoCAD, layers are set up using the Layer Manager; the Layer Manager is accessed by selecting Layer > New Layer (layers.msl) or Layer > New Layers (layers.dwg). Three additional types of layers were introduced in AutoCAD: Object layers are similar to layers created with the Layer Manager. These layers can contain drawings, instances, type elements, text, and other objects. Active layers are similar to layers created with the Layer Manager. They contain all drawings that are under construction, so that you can do everything to them as usual. View layers are similar to layers created with the Layer Manager. The current view of the drawing is stored on a view layer. In AutoCAD, various type elements such as: Lines Arc Ellipse Point Polyline Text Dimension Region Block Entity are used to create a drawing, either in the body of the drawing or as an external drawing. The properties of the type elements are set using the Type Manager; the Type Manager is accessed by selecting Type > New Type (typemenu.msl). AutoCAD maintains a list of all type elements and their properties, which can

be accessed from the Catalog. The type elements can be organized into families (sets of related elements), sets, and sub-sets. There are many important command types, such as the: Draw command Annotate command Text command Menu command command Some command groups such as the context commands for dialog boxes, grids, and arc types, etc. A large number of command macros are available to modify the way AutoCAD works; some examples include: Line properties, such as shape, arrowheads, color Arc properties, such as inner radius, arc length, half-angle, etc. Placement properties, such as horizontal offset, vertical offset, snap, arrowheads, etc. Text properties, such as font, style, placement Dimension properties, such as prefix, suffix, number of decimals, size, etc. Filled or dashed lines Rastering properties,

5b5f913d15

AutoCAD Download

Open the Autodesk Autocad application on your PC. If you do not have Autodesk Autocad, then download it from the Autodesk web site and install it. Note: You can also download the Autodesk Autocad application on your Android device and then transfer the Autodesk Autocad file to your PC and then install it on your PC. Select File from your application to open the Autodesk Autocad file. Follow the onscreen instructions to install Autodesk Autocad. The Autodesk Autocad application opens. Note: To start using the application, your PC must be connected to the Internet. If your PC is connected to the Internet, then you can update and download objects and drawings from the Autodesk web site. If your PC is not connected to the Internet, then the Autodesk Autocad application will not be able to connect to the Autodesk web site to download objects and drawings. To add new drawings to Autodesk Autocad, select New from the File menu. The Add Drawing dialog box opens. In the Add Drawing dialog box, select Add to open the Add Drawing dialog box. Enter a title for the drawing in the Drawing Title text box. Select Drawing Template from the Draw Type drop-down list. Click the AutoCAD Button to open the Autodesk AutoCAD drawing template in Autodesk AutoCAD. Select where to place the drawing on the canvas from the canvas location options. To choose other layouts for the drawing, you can select the layout options from the Layout Options drop-down list. To add new objects to your drawing, select the New Drawing Objects From List check box. Select the box to choose the objects that you want to add to your drawing. Note: If you do not select the box, then Autodesk AutoCAD will display a small message box on your drawing canvas to ask whether you want to add the objects to your drawing. Note: To add multiple objects to your drawing, select the multiple objects check box. Select the drawing template you want to use for your new drawing and then click OK to create the drawing. TIPS Can I save multiple Autodesk AutoCAD drawings on my PC? Yes, but not every Autodesk AutoCAD drawing can be saved to your hard drive on a PC. There

What's New In AutoCAD?

Faster and smoother drawing of irregular lines. Line-based objects are kept in a connection list in their original position in a drawing. With this feature, you can draw and edit irregular lines in real time, as though it were a regular line. (video: 3:30 min.) Automatic sending of edited drawings. Use AutoCAD to send and receive drawing edits (text changes, line changes, arrowheads, or text or table formatting) between a 2D and 3D model. Drawings are automatically updated, and the user doesn't have to send or request new versions. (video: 2:00 min.) Better 3D part labeling. 3D labels with text and arrows and 2D shapes provide you with a consistent label system for parts or assemblies. When you place a 3D label, you can also place a 2D label right over it. This is great for labeling assembly instructions. (video: 1:50 min.) No more white spaces in the screen. Visibility is now controlled by the user, not by AutoCAD. Use the Customize User Interface (CUI) dialog box to control visibility for labels, toolbars, and drawing windows. (video: 2:55 min.) Enhanced parameter assistance. Pressing "Tab" no longer hides the values in the Parameter Table. Instead, the Parameter Table displays a tooltip. Clicking on a value displays the current value in the table. (video: 1:05 min.) Precision tools for geometric modeling: Add measure and

create paper textures. With Measure and Textures, you can create color-coded measures or create a paper texture such as “numbers on a roll.” (video: 1:45 min.) Add layer-based handles and create boundary handles. Use boundary handles to mark points of interest, create axial cuts, or to create unique visual effects (video: 1:40 min.) Display millimeter units on the axes. Place the millimeter unit scale at any position in your drawing by using the millimeter or inch units on the axis. Now you can draw a millimeter scale on any axis in a drawing. (video: 1:40 min.) Use profile styles. You can now select an existing profile style (dotted, dashed, or filled) and use that profile style for a new shape. (video: 1:45

System Requirements For AutoCAD:

OS: Windows 7, Windows 8, or Windows 10 Processor: Intel Core 2 Duo, or AMD Phenom X3 Memory: 1 GB RAM
Graphics: DirectX 9.0c Compatible Hard Drive: 6 GB available space Other: Internet connection (wired or wireless)
Sound: DirectX 9.0c Compatible Peripherals: Keyboard, mouse, controller Minimum System Requirements:

Related links:

<https://instafede.com/autocad-20-1-crack-free-license-key-download/>
<https://vast-eyrie-28677.herokuapp.com/harcai.pdf>
<https://rwix.ru/autocad-x64.html>
<http://www.campstalk.org/autocad-2021-24-0-with-serial-key-download-x64-march-2022/>
<https://firmateated.com/2022/06/07/autocad-2/>
<https://ideaboz.com/?p=6362>
<https://super-sketchy.com/autocad-19-1-crack-pc-windows/>
<https://jujitsu.pl/autocad-20-0-crack-free-pc-windows/>
<https://meuconhecimentomeutesouro.com/autocad-20-1-free-download-updated-2022/>
https://panda-app.de/upload/files/2022/06/deP4jUn4EkCDYxeZMUDt_07_a07cb3783aa9c86cb90eab8dedbe333e_file.pdf
<https://thebrothers.cl/autocad-crack-download/>
<https://wilsonvillecommunitysharing.org/autocad-crack-torrent-for-pc-april-2022/>
https://battlefinity.com/upload/files/2022/06/D7o9SBTkBu7frOHDwdZH_07_4608405677054d817c4e535fb83a5c73_file.pdf
<http://i2.by/?p=3033>
<https://ku6.nl/wp-content/uploads/2022/06/whaanni.pdf>
<http://wp2-wimeta.de/autocad-crack-full-version-free-x64-march-2022/>
<https://www.agrofacil.co/wp-content/uploads/2022/06/illfyll.pdf>
<https://prelifestyles.com/wp-content/uploads/2022/06/eldwmari.pdf>
<https://explainwiz.com/autocad-crack-april-2022/>
<https://www.almawomenboutique.com/autocad-2019-23-0-crack-mac-win/>