



Pixel Change Detector Crack Activation Key Download [Updated] 2022

Pixel Change Detector is a nifty utility for users that want to avoid spending a lot of time searching for all images that have been edited or saved. In order to do that, this program basically retrieves all saved images in your computer, as well as all images that have been recently edited with Paint or other applications, as well as images on your monitor. Using this software, it's then easy for you to then identify all images that have been modified, when did it happen and where they were saved, and who has been responsible for the modification. This program identifies the changes in any image including images saved in various file formats. This means that no matter which pictures you have saved, Pixel Change Detector will be able to accurately identify any changes that have been made to any of the pictures within a folder. Once you have found the changes, you can easily transfer all the files and folders that have been changed to another storage medium, such as a flash drive or any other medium, for safe keeping. This program also allows you to compare and identify the changes in images and can then create or share a report of such changes. Pixel Change Detector is a very simple but useful and informative piece of software. While it does identify images that have been modified and you can copy all the modified images to another medium, it isn't as effective as you may have been expecting. First off, it is very difficult to find out exactly how the images have been modified. While the software provides a reasonable explanation of such changes, this information may not be accurate for some images. The program also fails to provide you with the information of the time at which the images were modified, as well as the names of the application used to modify those images and the computer on which the images were modified. In addition, you cannot get to know which user has been responsible for the modification of any particular image. Pixel Change Detector Technical Details: A description of Pixel Change Detector: Pixel Change Detector is a valuable software that is designed to be an effective way of notifying you when changes are made to your files and folders. This tool is not a standalone tool, and thus requires a portable computer to run. Basically, the program identifies all the pictures in

Pixel Change Detector Crack + Latest

Pixel Change Detector is an intuitive and very easy to understand piece of software that was created to help you find out when a region on screen has modified its color, a visual as well as an audio notification being issued for this precise purpose. The benefits of using standalone tools In order to work with the application, an installation process is not necessary, so you can launch it immediately after download; this also translates into no new entries in your registry. As a consequence of Pixel Change Detector's portability, it can be stored and run from a removable memory drive, for instance a USB stick, using it on any computer you need you need, right then and there. Define your target pixel and find out when it modifies its color To get started, you might want to configure the functioning preferences of the program, specifically whether to emit a sound alert when a change occurs and if it should be displayed on top of all other windows. At the same time, you need to indicate the pixel that you wish to monitor. To do this, you can press on the 'Select New Pixel' button, then click on the precise region on your desktop which is meant to alter its color, for instance the progress bar on a currently installing program or a transfer process. The utility will then begin monitoring your screen, notifying you as soon as a change is detected and informing you of the 'Old' and 'New Color' codes. However, the audio alert cannot be customized with a locally stored file. Key Features: - No installation needed, can be downloaded immediately after use. - File is portable and can be put on an external memory stick. - Option to be displayed on top of all other programs. - Option to be heard when a change occurs. - Graphical representations of the pixel color codes. - Utility is compatible with most operating systems, including Windows XP, Vista, 7, 8, 8.1 and 10. Developed by the same team that created Bandicam, WinCam is a comprehensive video recording and editing application designed with speed and ease of use as its core. WinCam offers many built-in effects including an innovative Screen recording option which allows you to record your desktop while playing back audio simultaneously. It also includes full 1080p HD recording, XAVC, MPEG4 compression with multi-monitor support, the ability to record audio from any microphone attached to your PC, and it makes use of your 09e8f5149f



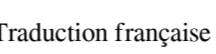
Pixel Change Detector Download

Pixel Change Detector (PCD) is an incredible, graphical application that notifies you when a region on your desktop has changed its color. By using this handy program, you can manage your computer screen instead of wasting time in front of the monitor when a download is in progress or you have to wait for a video to finish. With the assistance of this software, you can monitor the color of just a few pixels at the same time and can deal with several screens, together with other applications, to find out when the color changes. Pixel Change Detector can monitor the color of your desktop on any desktop or notebook computer. You do not have to install the program or use Windows registry entries, which makes PCD portable. PCD will keep working if you remove the USB stick or CD it is installed on and attach it to another system. The program is very easy to use. The ease of use is supported by PCD's unpretentious and straightforward interface. The PCD interface is, unlike many other such programs, not cluttered with window panes and buttons. You only have to click on the left mouse button to begin the process of monitoring color changes. Pixel Change Detector uses two methods for monitoring the screen, one by method and the other by scanning. The first method you can select when you go to the 'Monitor Color Changes' tab. The scan method makes use of every pixel on the monitor. PCD displays a timeline, with the pixels which changed color over time. You may then click on any of these pixels to get more information about the time the color was the same as well as the 'Old' and 'New Color'.
How to Use Pixel Change Detector: To launch the program, click on the desktop icon. A program window appears, which enables you to choose from different functions and is divided into 7 sections. The seven sections are divided as follows: 1. 'Monitor Color Changes': select here how the program deals with color changes (by clicking on pixels with different colors); 2. 'Redirect Color Changes': this section enables you to select a folder where the software should save all the color changes on your desktop. 3. 'Working Timer': provide a value for the number of seconds that the application will wait to detect a change before notifying you. 4. 'Notification Sound': here you can choose a

What's New in the Pixel Change Detector?

Pixel Change Detector is a standalone program that informs you as soon as a color of a certain pixel of your desktop has changed. The application allows you to select any color on the desktop and monitor it automatically. It will find out if it has changed and let you know by sound whenever it does. This means that it can be used, for instance, to perform a visual on-screen test after an update, while your attention is turned elsewhere. Pixel Change Detector also allows you to use your own customized sound file as a notification, so you can include the sound of a specific computer program that you prefer. Additionally, it will allow you to have your desktop display a small desktop icon which will inform you of the current color of your desktop pixels.
Learn How to Make Money with Blue, Green, Orange and Black Workbooks. 25 keywords found on page 1 Total Pageviews 12/19/11 Budgeted To Teach The district required teachers to be "budgied" to teach at this school. We were never made aware what this meant in specific, but to me it meant nothing more than a teacher had to teach a minimum of four units and each class could not exceed 150 minutes per unit. It was unreasonable. When I first read this requirement in the district's contract, I was unimpressed. I was not pleased to be up to my neck in lesson planning paperwork. To me, it seemed like a budget decision with no educational rationale. Nonetheless, without further discussion, we signed the contract, rolled up our sleeves and got to work. In other words, we made out. When the 2008-2009 school year started, with the responsibility of teaching a 5th grade class by myself, I immediately fired up my planner and began getting my lesson plans completed. I found that 4th grade math and 5th grade English each met or exceeded the minimum requirement of 4 units. I needed to figure out how to pull this off. I came up with the following plan: 1) Have one class for homework each night for both math and English. 4th grade math could be done in 25 minutes and 5th grade English in 20 minutes. 2) Each evening during the school week I would post a completed vocabulary list of 100 words in each language. 3) Each night during school time, I would plan and prep lessons for the next day. 4

System Requirements For Pixel Change Detector:

Supported languages: English Rated Version: 1.00 Select a language English Français Deutsch Español Português  Türkçe  1ml  Deutsch Traduction française Español Castellano Português Português - BW Programmer(s): Marko Tervi

Related links:

<http://adonememorial.com/wp-content/uploads/briwer.pdf>
<https://lolobalart.moscow/news/legions-control-panel-lifetime-activation-code-free-mac-win-april-2022/>
https://frustratedgamers.com/upload/files/2022/06/feOcmLYZb5L7WKTcJD3j_08_f283829878173837bb77db253b0985b9_file.pdf
<https://in-loving-memory.online/jobs-finder-3-14-free-april-2022/>
<http://www.sonlineetutor.com/advert/minih.039s-free-photosizer-5.0.10172-crack-download-mac-win/>
<https://jaanyaar.com/2022/06/08/scratch-desktop-crack-latest-2022/>
<https://jamcharayan.com/2022/06/08/smartweigh-2-0-0-44-crack-with-full-keygen-free-x64-2022/>
<https://mlepbarmafod.com/wp-content/uploads/2022/06/ef1R.pdf>
<https://bsmc.fi/wp-content/uploads/2022/06/tryscom.pdf>
http://dance-social.com/wp-content/uploads/StreamTimes_for_iTunes.pdf
<https://hobenicare.com/nrenoisetools-crack-free-download-latest-2022/>
<http://simmico.ca/2022/06/07/ppodder-crack-free-license-key-x64/>
<http://fotoluki.ru/?p=3943>
<http://mycryptojourney.blog/?p=22179>
<https://umbo-avis.fr/wp-content/uploads/2022/06/PFarc.pdf>
https://cdn.geeb.xyz/upload/files/2022/06/LZ956FpLHXdqikNZES3O_08_3254197b8ecc42827cbe6a0e462e09a_file.pdf
https://pionerssites.com/wp-content/uploads/2022/06/ThinVNC_SDK_Crack_With_Full_Keygen_Free_Download.pdf
https://hotes-insolites.com/wp-content/uploads/2022/06/Gmail_Login_Crack_Activator.pdf
<https://amhakkara.com/wp/inhouse-crack-with-license-code-download-x64/>
<https://firmatead.com/2022/06/08/s44-sucks-crack-lifetime-activation-code-download-updated-2022/>